

Caietul
meu de
exersat




A simple line drawing of a notebook with a pencil resting on it. The notebook is open, showing a few lines of text on the page. The pencil is positioned diagonally across the bottom right corner of the notebook.

Cifrele


ÎNCERCUIEȘTE PRĂJITURA CARE ARE CELE MAI MULTE BOMBOANE. TAIE CU O LINIE PRĂJITURA CARE ARE CELE MAI PUȚINE BOMBOANE.



ÎNCERCUIEȘTE TIGRUL CARE ARE CELE MAI MULTE DUNGI. TAIE CU O LINIE TIGRUL CARE ARE CELE MAI PUȚINE DUNGI.



CĂTELUL VREA SĂ MĂNÂNCĂ TREI OASE. AJUTĂ-L SĂ LE NUMERE ȘI
COLOREAZĂ-LE.



The page features a large grid for handwriting practice. The top section contains three rows of tracing exercises:

- Row 1: A solid diagonal line followed by 10 dashed diagonal lines.
- Row 2: A solid diagonal line followed by 10 dashed diagonal lines.
- Row 3: A solid 'N' shape followed by 10 dashed 'N' shapes.

The bottom section contains two rows of matching activities:

- Row 4: A trash can on the left, a box with a dot and a dashed diagonal line in the middle, a pair of scissors on the right, and a box with a dot on the far right.
- Row 5: A cat on the left, a box with a dot in the middle, a butterfly on the right, and a box with a dot on the far right.




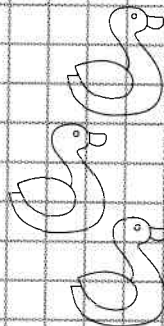
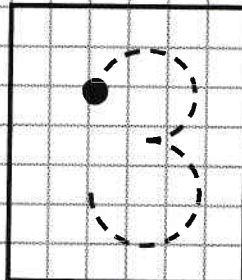
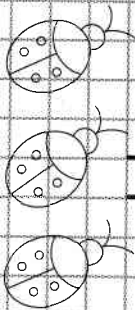

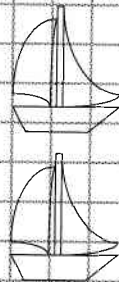
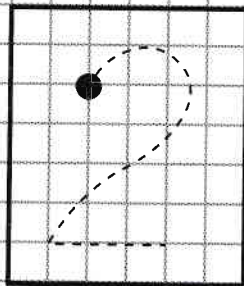
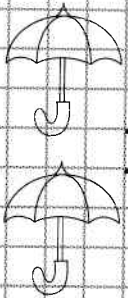
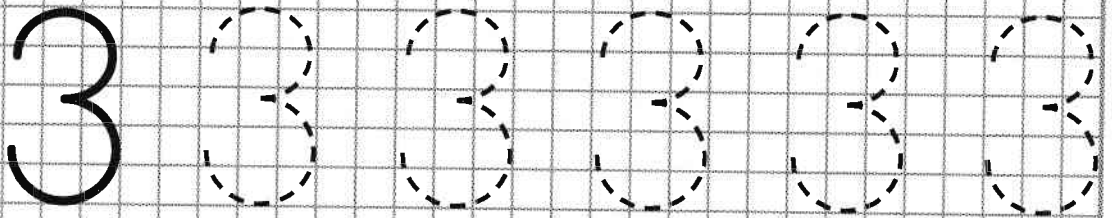

Câți  am?

Câte  am?

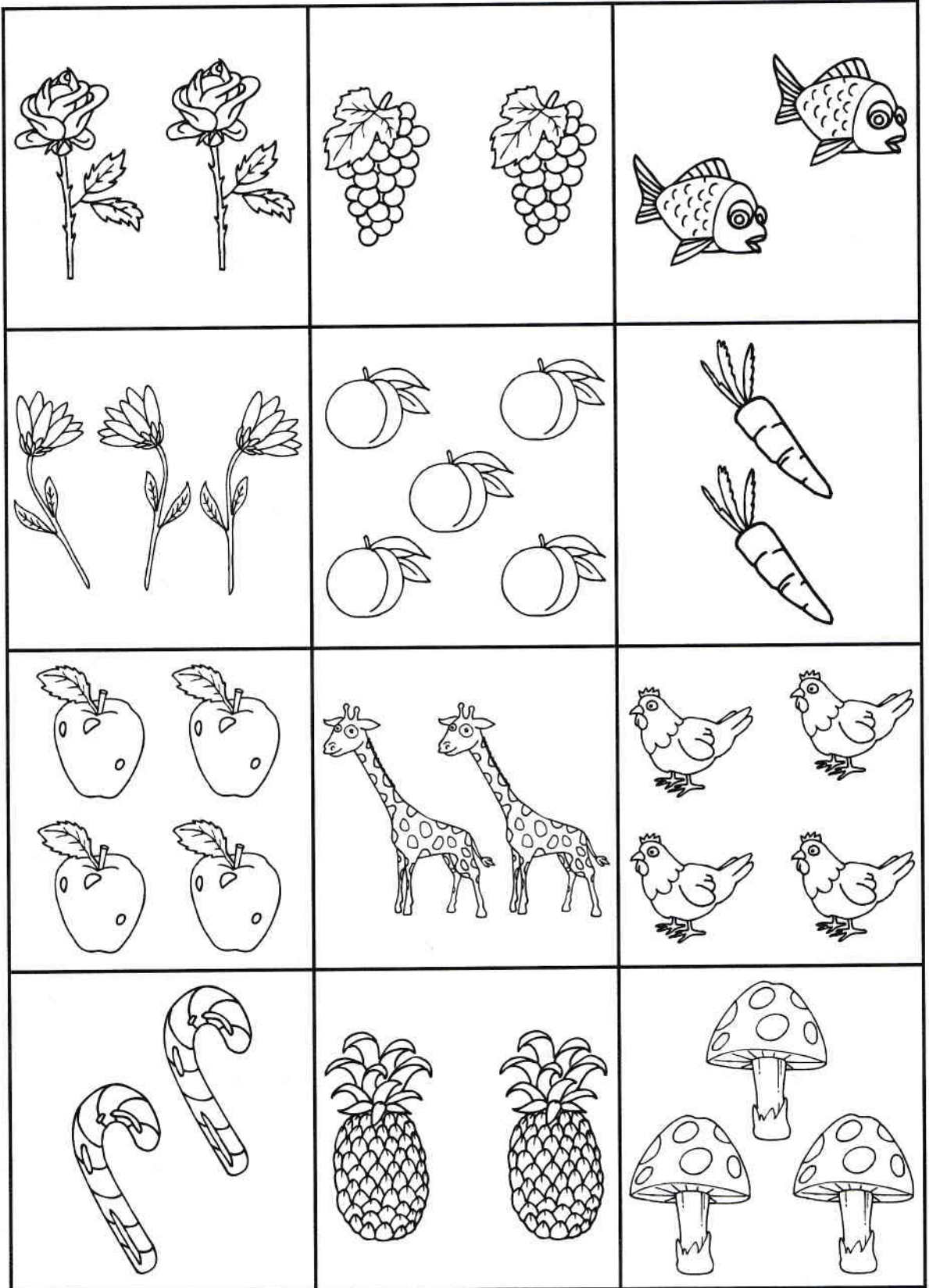
Câte  am?

Câte  am?

Câte  am?



TAIE CU O LINIE CĂSUȚELE ÎN CARE SUNT CĂTE TREI OBIECTE.



4 4 4 4 4

5 5 5 5 5

☆ ☆ ☆ ☆

●

● ● ● ●

● ● ● ● ● ● ●

●